


Worksheet 2


For the following tasks, you should work in pairs.

Follow the instructions.

1. Connect to www.sketchengine.eu and log in to your account.
2. First you need to use the English Web 2015 (enTenTen15) Corpus.

TIP 1 


To open the English Web 2015, click on the left side bar and click on 'select corpus'. Now select 'advanced' (on the top) and write 'English Web 2015' into the search field and select the corpus.

TIP 2 

To get a random sample you can click on the dice with the question mark on it above the concordance lines.



3. Click on the Concordance function and type *graph shows* into the simple search field. Now search for results and draw a random sample of 200 concordance lines.

TIP 3 

If you click on the red words, you can read the full sentence plus the surrounding sentences to get more information about the phrase.

Look through the concordance lines and choose one example. Write down the concordance line including the source of origin ('Details') and explain what type of graph is being described.

4. Go back to the left-hand side menu and click on the Thesaurus function. Click on the top bar and select 'Advanced'. Type the word *show* and select 'verb' as the part of speech. Click on 'GO'. Enter your findings in the table below.

Number	Synonym	Frequency in the EnTenTen15 corpus
1		
2		
3		
4		
5		

Number	Synonym	Frequency in the EnTenTen15 corpus
6		
7		
8		
9		
10		

- Which of these verbs do you think can also be used to describe a graph? Which factors influenced your decision?
- Next, select the Word Sketch function from the left-hand side menu. Click on ‘Advanced’. Type in *graph* and select ‘noun’ as part of speech. Click on ‘GO’. Now look at the column ‘verbs with “graph” as subject’. Write down your results in the table below. Click on the three dots to the right of a word and click on ‘Concordance’ to view examples in context.

Number	Word	Example sentence
1		
2		
3		
4		
5		
6		
7		
8		
9		
10		

7. Compare your results from steps four and six. What are the main differences between a Thesaurus and a Word Sketch search? Which one was more effective for your purpose and why?
8. Now that you have identified verbs to describe graphs, your next task is to find words and phrases to describe graphs in further detail, including its trends and characteristics. Describe the demographic transition model and the three graphs in detail. Use words and phrases that go beyond *increase* and *fall*. But first, find these words using Sketch Engine. If you are struggling to find results, go back and reconsider which functions of Sketch Engine can be used to generate concordance lines. Identify at least five distinct phrases which are used to describe the trends of graphs in further detail and write down your result in the table. Finally, write a complete description of the demographic transition model.

Corpus	Word	Example sentence
--------	------	------------------